

The Rising

KillrBuckeye

Dropped C Tuning

① = D ④ = C

② = A ⑤ = G

③ = F ⑥ = C

Moderate ♩ = 180

Intro

1

let ring let ring let ring let ring let ring let ring let ring let ring

4/4

7 3 7 3 5 3 5 3 10 9 10 9 12 9 12 9

11

let ring let ring let ring let ring let ring let ring let ring let ring let ring let ring let ring let ring let ring let ring let ring let ring

7 3 7 3 5 3 5 3 8 8 8 8 7 8 7 8 7 3 7 3 5 3 5 3 10 9 10 9 12 9 12 9

15

let ring let ring let ring let ring let ring let ring let ring let ring P.M. let ring let ring let ring let ring let ring let ring let ring let ring

7 3 7 3 5 3 5 3 8 8 8 8 7 8 7 8 P.M. 7 3 7 3 5 3 5 3 10 9 10 9 12 9 12 9

19

let ring let ring let ring let ring let ring let ring let ring let ring P.M. let ring let ring let ring let ring let ring let ring let ring let ring

7 3 7 3 5 3 5 3 8 8 8 8 7 8 7 8 P.M. 7 3 7 3 5 3 5 3 10 9 10 9 12 9 12 9

Verse 1

23

let ring let ring let ring let ring let ring let ring let ring let ring P.M.

7 3 7 3 5 3 5 3 8 8 8 8 7 8 7 8 P.M. 7 3 7 3 5 3 5 3 10 9 10 9 12 9 12 9

♩ = 200

P.M.-----|

P.M.-----|

31

Handwritten musical notation for measures 31-32. Measure 31 contains a sequence of notes: 2, 2, 2, 4, 2, 4, 5, 4, 5, 2, 2, 2, 2. Measure 32 contains: 2, 2, 2, 4, 2, 4, 5, 4, 5, 7, 5, 7. Fingering numbers are written above the notes. Pedal points are indicated by horizontal lines below the notes.

P.M.-----|

P.M.-----|

P.M.-----|

P.M.

P.M.

33

Handwritten musical notation for measures 33-35. Measure 33: 0, 0, 0, 7, 5, 7, 9, 7, 9, 0, 0, 0, 0. Measure 34: 0, 0, 0, 7, 5, 7, 9, 7, 9, 10, 9, 10. Measure 35: 5, 5, 5, 7, 5, 9, 5, 7, 5, 7. Fingering numbers are written above the notes. Pedal points are indicated by horizontal lines below the notes.

♩ = 200

P.M.-----|

P.M.

P.M.

P.M.-----|

P.M.-----|

36

Handwritten musical notation for measures 36-38. Measure 36: 0, 0, 0, 0, 5, 4, 7, 4, 5, 4, 5. Measure 37: 2, 2, 2, 2, 0, 2, 4, 2, 4. Measure 38: 2, 2, 2, 2. Fingering numbers are written above the notes. Pedal points are indicated by horizontal lines below the notes.

P.M.-----|

P.M.-----|

P.M.-----|

38

Handwritten musical notation for measures 39-41. Measure 39: 2, 2, 2, 2, 0, 2, 4, 2, 4, 5, 4, 5. Measure 40: 0, 0, 0, 5, 4, 5, 7, 5, 7, 0, 0, 0, 0. Measure 41: 0, 0, 0, 5, 4, 5, 7, 5, 7, 9, 7, 9. Fingering numbers are written above the notes. Pedal points are indicated by horizontal lines below the notes.

P.M.-----|

P.M.

P.M.

P.M.-----|

P.M.

P.M.

41

Handwritten musical notation for measures 42-44. Measure 42: 5, 5, 5, 5, 4, 5, 7, 4, 5, 5, 4, 5. Measure 43: 0, 0, 0, 0, 4, 2, 0, 5, 2, 0, 4, 2, 4. Measure 44: 4, 2, 4. Fingering numbers are written above the notes. Pedal points are indicated by horizontal lines below the notes.

P.M.-----|

P.M.-----|

P.M.-----|

43

Handwritten musical notation for measures 45-47. Measure 45: 2, 2, 2, 2, 2, 2, 2, 2, 2, 2, 2, 2. Measure 46: 2, 2, 2, 2, 2, 2, 2, 2, 2, 2, 2, 2. Measure 47: 2, 2, 2, 2, 2, 2, 2, 2, 2, 2, 2, 2. Fingering numbers are written above the notes. Pedal points are indicated by horizontal lines below the notes.

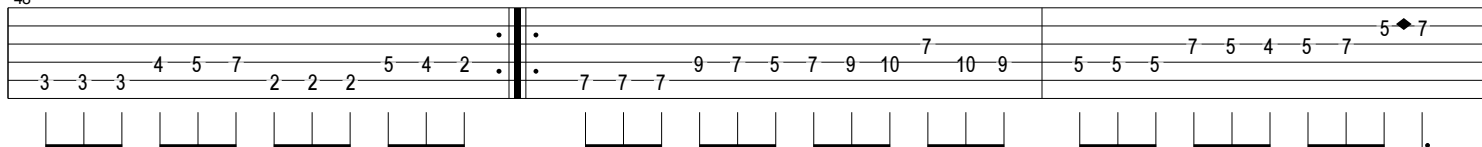
Chorus 1

A.H.
~~~~~

45

Handwritten musical notation for measures 48-50. Measure 48: 5, 4, 2, 4, 5, 2, 4, 2, 5. Measure 49: 9, 7, 5, 7, 9, 5, 7. Measure 50: 9, 7, 5, 7, 9, 5, 7, 5, 9. Fingering numbers are written above the notes. Pedal points are indicated by horizontal lines below the notes.

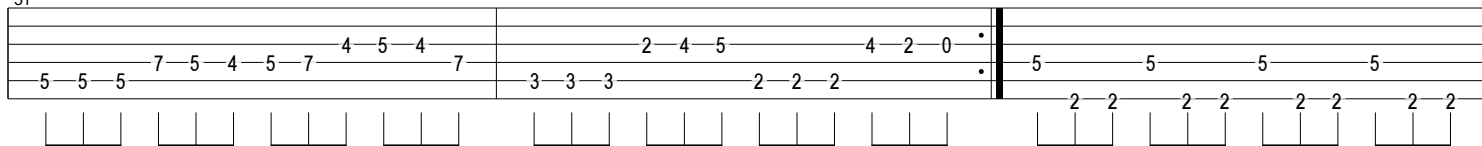
48



### Bridge

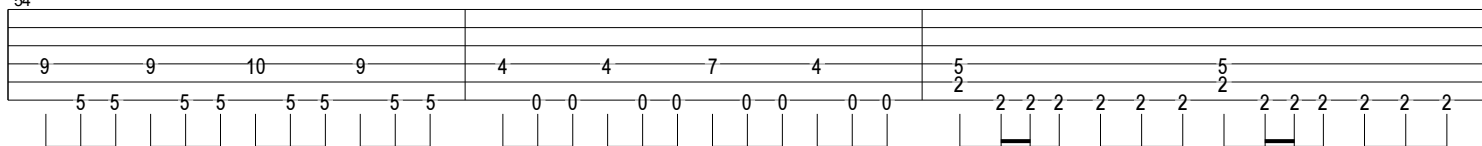
P.M. - - - - - P.M. - - - - - P.M. - - - - - P.M. - - - - -

51



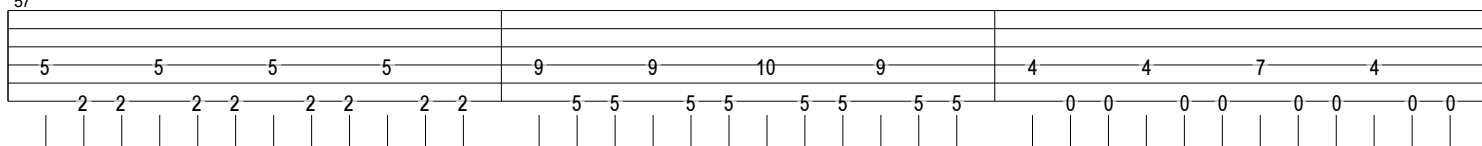
P.M. - - - - - P.M. - - - - - P.M. - - - - - P.M. - - - - - P.M. - - - - - P.M. - - - - - P.M. - - - - - P.M. - - - - - P.M. - - - - - P.M. - - - - - P.M. - - - - - P.M. - - - - -

54



P.M. - - - - - P.M. - - - - - P.M. - - - - - P.M. - - - - - P.M. - - - - - P.M. - - - - - P.M. - - - - - P.M. - - - - - P.M. - - - - - P.M. - - - - - P.M. - - - - - P.M. - - - - -

57

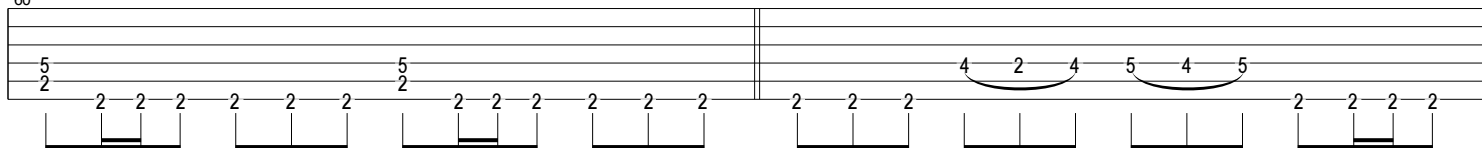


### Verse 2

 = 200

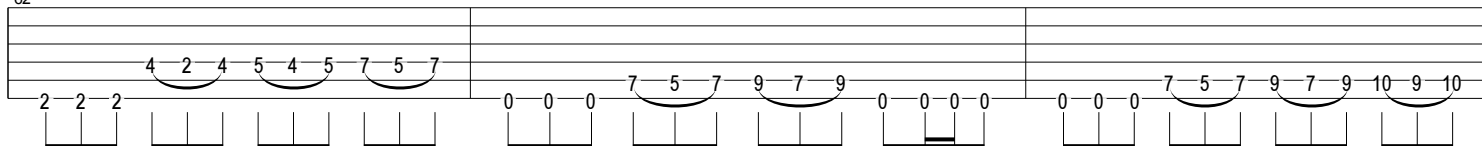
P.M. - - - - - P.M. - - - - - P.M. - - - - - P.M. - - - - - P.M. - - - - - P.M. - - - - - P.M. - - - - - P.M. - - - - - P.M. - - - - - P.M. - - - - - P.M. - - - - - P.M. - - - - -

60



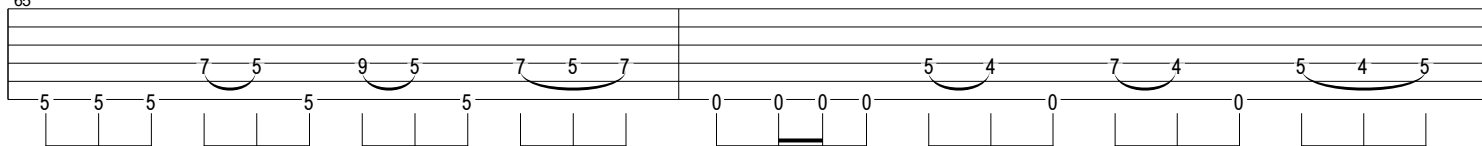
P.M. - - - - - P.M. - - - - - P.M. - - - - - P.M. - - - - - P.M. - - - - - P.M. - - - - - P.M. - - - - - P.M. - - - - - P.M. - - - - - P.M. - - - - - P.M. - - - - - P.M. - - - - -

62



P.M. - - - - - P.M. - - - - - P.M. - - - - - P.M. - - - - - P.M. - - - - - P.M. - - - - - P.M. - - - - - P.M. - - - - - P.M. - - - - - P.M. - - - - - P.M. - - - - - P.M. - - - - -

65



P.M. - - - - -

P.M.-----|

67

Figure 10: A diagram illustrating the construction of a sequence of elements in a group. The diagram consists of two rows of boxes, each containing a sequence of elements. The top row shows a sequence of elements:  $2, 2, 2, 2, 0, 2, 4, 2, 4, 2, 2, 2, 2$ . The bottom row shows a sequence of elements:  $2, 2, 2, 2, 0, 2, 4, 2, 4, 5, 4, 5$ . Arrows indicate the sequence of elements, and a vertical line separates the two rows. The elements are arranged in a way that suggests a specific order or relationship between them.

P.M. - - - - -

P.M.-----|

P.M. - - - -|

P.M.

P.M.

69

[illegible]

P.M. - - - - -

P.M.

P.M.

P.M. - - - - -

P.M. - - - - -

P.M.

72

[illegible]

**♩ = 180**

A.H.

P.M.-----

75

[illegible]

**♩ = 180**

**♩ = 180**

P.M.

84

|   |   |   |   |   |   |   |   |   |   |   |   |   |   |   |   |   |   |   |   |   |   |   |   |   |   |   |   |   |   |   |   |
|---|---|---|---|---|---|---|---|---|---|---|---|---|---|---|---|---|---|---|---|---|---|---|---|---|---|---|---|---|---|---|---|
| 5 | 0 | 2 | 0 | 2 | 5 | 0 | 5 | 2 | 2 | 2 | 5 | 4 | 0 | 4 | 2 | 4 | 5 | 2 | 5 | 2 | 2 | 5 | 2 | 2 | 2 | 2 | 5 | 4 | 0 | 4 | 2 |
|   |   |   |   |   |   |   |   |   |   |   |   |   |   |   |   |   |   |   |   |   |   |   |   |   |   |   |   |   |   |   |   |

**♩ = 180**

## Solo

**♩ = 180**

P.M.

A.H.

P.M.

88

♩ = 180

♩ = 180

P.M.

92

|   |   |   |   |   |   |   |   |
|---|---|---|---|---|---|---|---|
| 5 | 0 | 2 | 0 | 2 | 5 | 0 | 5 |
| 2 | 2 | 2 | 5 | 4 | 0 | 4 | 2 |
| 4 | 5 | 2 | 5 | 2 | 2 | 5 | 2 |
| 2 | 2 | 2 | 5 | 4 | 0 | 4 | 2 |

♩ = 180

P.M.

96

|   |   |   |   |   |   |   |   |
|---|---|---|---|---|---|---|---|
| 5 | 0 | 2 | 0 | 2 | 5 | 0 | 5 |
| 2 | 2 | 2 | 5 | 4 | 0 | 4 | 2 |
| 4 | 5 | 2 | 5 | 2 | 2 | 5 | 2 |
| 2 | 2 | 2 | 5 | 4 | 0 | 4 | 2 |

A.H.

P.M.

P.M.

100

|   |   |   |   |   |   |   |   |   |   |
|---|---|---|---|---|---|---|---|---|---|
| 5 | 9 | 5 | 9 | 9 | 0 | 4 | 0 | 4 | 4 |
| 0 | 0 | 4 | 0 | 0 | 0 | 0 | 0 | 0 | 4 |
| 2 | 2 | 5 | 2 | 5 | 2 | 5 | 2 | 5 | 5 |
| 2 | 2 | 5 | 2 | 5 | 2 | 5 | 2 | 5 | 5 |

P.M.

104

|   |   |   |   |   |   |   |   |   |   |
|---|---|---|---|---|---|---|---|---|---|
| 5 | 9 | 5 | 9 | 9 | 0 | 4 | 0 | 4 | 4 |
| 0 | 0 | 4 | 0 | 0 | 0 | 0 | 0 | 0 | 4 |
| 2 | 2 | 5 | 2 | 5 | 2 | 5 | 2 | 5 | 5 |
| 2 | 2 | 5 | 2 | 5 | 2 | 5 | 2 | 5 | 5 |

P.M.

108

|   |   |   |   |   |   |   |   |   |   |
|---|---|---|---|---|---|---|---|---|---|
| 5 | 9 | 5 | 9 | 9 | 0 | 4 | 0 | 4 | 4 |
| 0 | 0 | 4 | 0 | 0 | 0 | 0 | 0 | 0 | 4 |
| 2 | 2 | 5 | 2 | 5 | 2 | 5 | 2 | 5 | 5 |
| 2 | 2 | 5 | 2 | 5 | 2 | 5 | 2 | 5 | 5 |

Breakdown

P.M.

112

|   |   |   |   |   |   |   |   |   |   |
|---|---|---|---|---|---|---|---|---|---|
| 5 | 9 | 5 | 9 | 9 | 0 | 4 | 0 | 4 | 4 |
| 0 | 0 | 4 | 0 | 0 | 0 | 0 | 0 | 0 | 4 |
| 2 | 2 | 5 | 2 | 5 | 2 | 5 | 2 | 5 | 5 |
| 2 | 2 | 5 | 2 | 5 | 2 | 5 | 2 | 5 | 5 |

P.M.-----| P.M.-----| P.M.-----| *accel.*-----  
P.M.-----| P.M.-----|

116

----- ♪ = 210 **Chorus 2**

P.M.-----| A.H.

120

123

A.H.

126

**Outro**  
P.M.- - - - - | P.M.- - - - - | P.M.- - - - - | P.M.- - - - - | P.M.- - - - - | P.M.- - - - - | P.M.- - - - - | P.M.- - - - - | P.M.- - - - - | P.M.- - - - - | P.M.- - - - - | P.M.- - - - - |

129

P.M.-----| P.M.-----| P.M.- - - - - | P.M.- - - - - | P.M.- - - - - | P.M.- - - - - | P.M.- - - - - | P.M.- - - - - | P.M.- - - - - | P.M.- - - - - |

132

P.M.- - - - - | P.M.- - - - - | P.M.- - - - - | P.M.- - - - - | P.M.-----| P.M.-----|

135